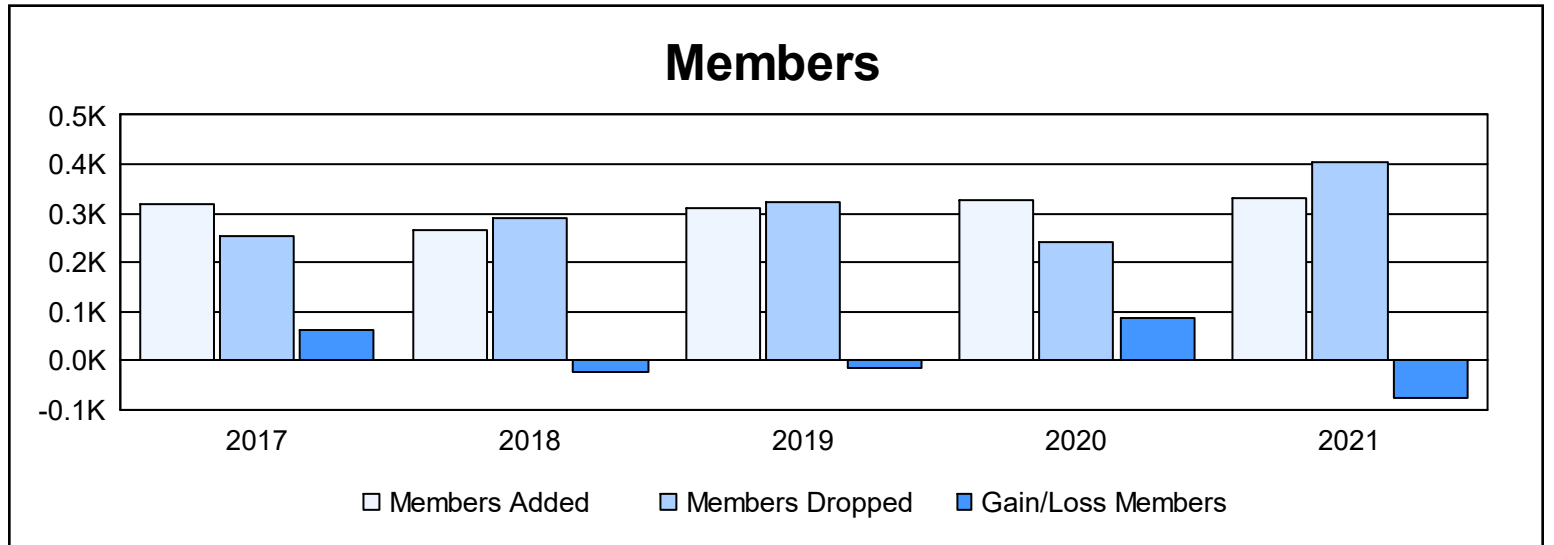
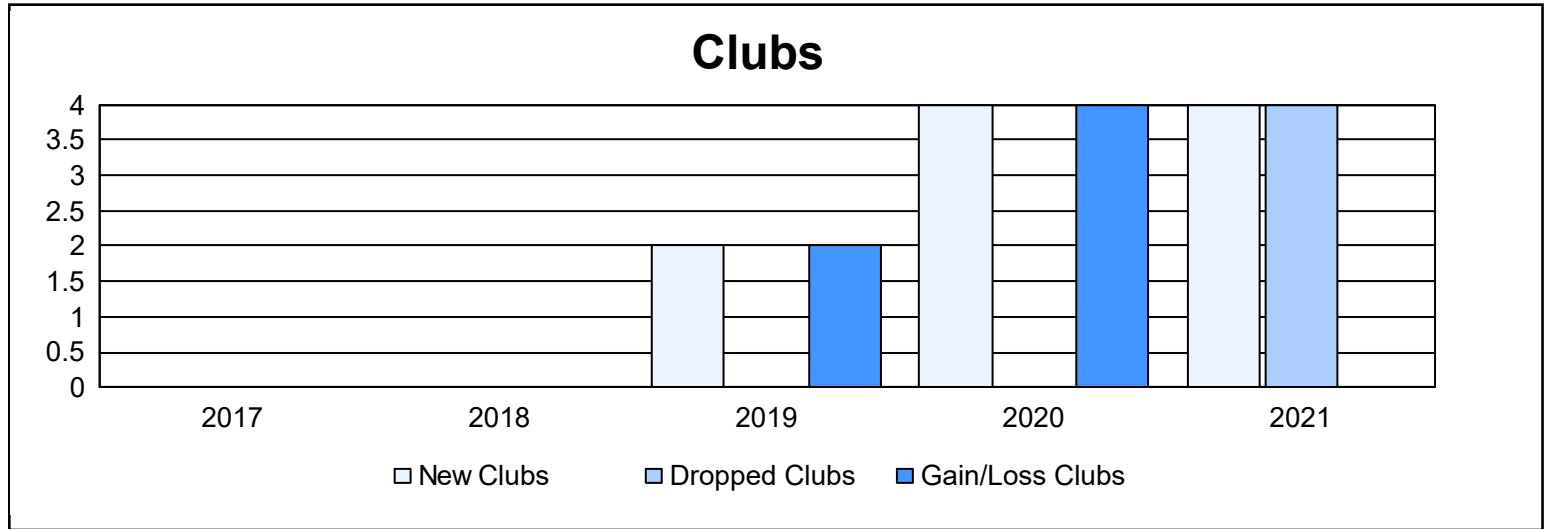
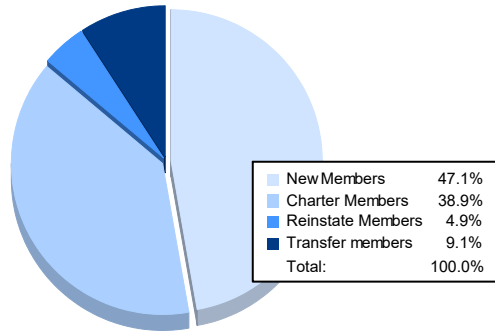


Year	New Clubs	Dropped Clubs	Gain/ Loss Clubs	New Members	Charter Members	Reinstate Members	Transfer Members	Total Member Added	Total Members Dropped	Gain/ Loss Members
2016-2017	0	0	0	278	8	15	16	317	254	63
2017-2018	0	0	0	215	6	26	17	264	289	-25
2018-2019	2	0	2	222	46	30	11	309	323	-14
2019-2020	4	0	4	138	147	4	36	325	240	85
2020-2021	4	4	0	155	128	16	30	329	406	-77
<b>Average</b>	<b>2</b>	<b>1</b>	<b>1</b>	<b>202</b>	<b>67</b>	<b>18</b>	<b>22</b>	<b>309</b>	<b>302</b>	<b>6</b>



### Membership Composition June 2021 Cumulative



### Gender Composition June 2021 Cumulative

